General Notes:
-SWL of 36T when using five equally spaced lugs

-Each bottom lug has a SWL of 8.5T

-A Minimum of two bottom lifting lugs must be used

-Top sling angle to be 60 degrees from horizontal

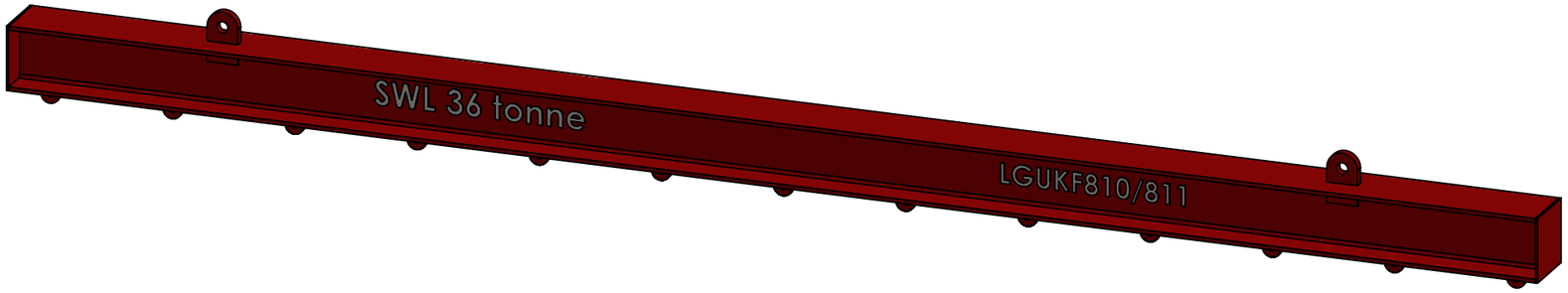

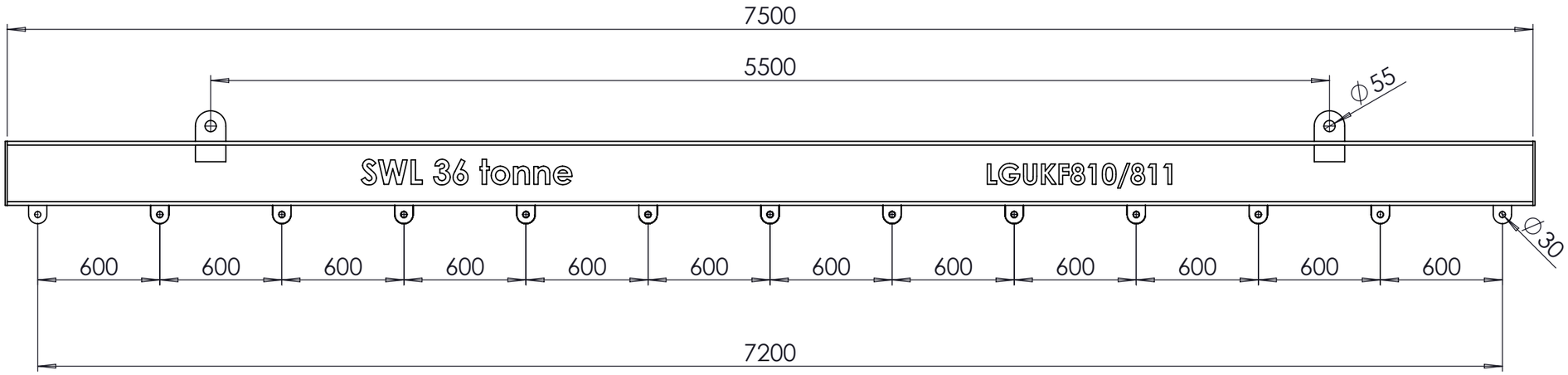

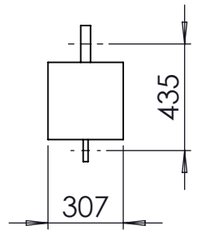

LIFTING PROJECTS UK
PLANNING | EQUIPMENT | PROJECT

STEELWISE
FABRICATION & ENGINEERING

SOLIDWORKS

Unit D3 Leyland Business Park, Centurion Way, Leyland, Lancs, PR25 3GR
Tel: 01772 699888 Email: liftingprojects@lg-uk.com

GA Drawing

Client: Lifting Gear UK

TITLE: 7.5mtr Multipoint beam SWL 36T

DWG NO: **LGUKF810 & LGUKF811**

REV	Date	Initials	Amendment
00	15/12/2017	MA	Original

SHEET 1 OF 1 | SCALE:1:25 | Original size A3

Weight (kg)	958	Date
Drawn By:	M.Almond	15/12/2017
Checked By:		
Approved By:		

This Drawing & the information contained therein is the property of Lifting Projects UK Ltd & is lent on the condition that it will not be copied or disclosed directly or indirectly nor used for any purpose other than that which it is specifically furnished. The information contained within this drawing is for reference purposes only and is without charge, liability or responsibility.